

22 Rim exit device



22 Rim exit device for all types of single and double doors with mullion, UL listed for Panic Exit Hardware. Devices are ANSI A156.3, 2008 Grade 1. Covers stock hollow metal doors with 161* cutouts. Fits door stiles as narrow as 3¹³/₁₆" (97 mm). The device is non-handed.

Finishes – SP28 & SP313.

*Not applicable with all strike and mullion combinations, consult factory.



The 299 Strike ships standard, optional strikes available

Hex key dogging comes standard on 22 Rim exit device



Specifications	
Device functions	Ships ready for all functions, EO, DT, NL, TP, K, L
Device lengths	3' (914 mm) see minimum door opening chart at bottom of page 4' (1219 mm) see minimum door opening chart at bottom of page
Device centerline from finished floor	39 ¹³ / ₁₆ " (1011 mm) 39 ¹¹ / ₁₆ " (1008 mm) with mullion
Center case dimensions	4 ¹ / ₄ " (108 mm) x 1 ³ / ₈ " (41 mm) x 2 ³ / ₈ " (60 mm)
Mechanism case dimensions	2" (51 mm) x 3 ³ / ₄ " (95 mm)
Projection push bar	Push bar neutral - 3 ³ / ₄ " (95 mm) push bar depressed - 3" (76 mm)
Latch bolt	Deadlocking, 3/4" (19 mm) throw
Fasteners & sex bolts (SNB)	Includes 1 ³ / ₄ " (44 mm) and 2 ¹ / ₄ " (57 mm) wood & metal doors optional SNB available for device
Electric options	LX latchbolt monitor switch RX pushpad monitor switch RX2 double pushpad monitor switch ALK alarm exit kit CON Allegion Connect
Mechanical options	GBK glass bead kit AX accessible device
Dogging feature	Hex key dogging standard
Dogging options	LD less dogging
Strikes	299 – Dull black

Minimum door opening chart

Stop height	Strike	Single door	Double door w/mullion	Minimum door opening for 3' device*	Minimum door opening w/ALK*
1/2"	299	Yes	—	26.500" (673mm)	33.250" (845mm)
1/2"	1439	Yes	—	25.687" (652mm)	32.437" (824mm)
1/2"	299	—	4754/4854/4954	27.000" (686mm)	33.750" (857mm)
1/2"	299	—	5654	25.812" (656mm)	32.562" (827mm)
1/2"	1408	—	5754	25.750" (679mm)	32.500" (826mm)
1/2"	1606	—	1654	26.562" (675mm)	33.312" (846mm)
5/8"	299	Yes	—	26.750" (679mm)	33.500" (851mm)
5/8"	1439	Yes	—	25.937" (659mm)	32.687" (830mm)
5/8"	299	—	4754/4854/4954	27.125" (689mm)	33.875" (860mm)
5/8"	299	—	5654	26.687" (678mm)	33.437" (849mm)
5/8"	1408	—	5754	25.875" (657mm)	32.625" (829mm)
5/8"	1606	—	1654	26.687" (678mm)	33.437" (849mm)

*For 4' device, add 6" (152mm)

AX

Accessible device

- UL certified to meet new 5 lb. maximum operating force requirement
- Exceeds ANSI/BHMA requirements

RX

Pushpad monitor switch

- Signals use of an opening
- SPDT switch to monitor pushpad

RX2

Double pushpad monitor switch

- Uses two RX switches

ALK

Alarm exit kit

- Unauthorized opening triggers 85-decibel horn
- Set in armed or disarmed mode by key

LX

Latchbolt monitor switch





- Signals use of opening
- SPDT Switch to monitor latchbolt

CON




Allegion Connectors

- Common connectors to connect various door hardware all the way to the power supply

Standard trim

	EO	DT	NL	NL-OP
				
Product description	22EO	22DT	22NL	22NL-OP
Trim description	—	210DT*	210NL*	110NL-MD* 110NL-WD*
Escutcheon plate size	—	5 ³ / ₈ " x 4 ²⁵ / ₃₂ " x 3 ³ / ₃₂ " (137 x 121 x 2 mm)	5 ³ / ₈ " x 4 ²⁵ / ₃₂ " x 3 ³ / ₃₂ " (137 x 121 x 2 mm)	—
Pull center to center	—	—	—	—
Projection	—	1 ³¹ / ₃₂ " (42 mm)	1 ³¹ / ₃₂ " (42 mm)	—
ANSI function	01	02	03	03
Cylinder type	—	—	Rim	Rim
Handing	—	—	—	—
Optional trim	230EO	230DT	230NL	—
Optional #425 sex bolt quantity for device	6 (with no trim) 2 (with EO trim)	2	2	6

*ANSI/BHMA A156.3 (2001) Grade 1 trim

	TP	K	L
			
Product description	22TP	22K	22L
Trim description	230TP*	210K	230L*
Escutcheon plate size	3" x 12 ¹ / ₁₆ " x 3 ³ / ₃₂ " (76 x 306 x 2 mm)	3" x 4 ²⁵ / ₃₂ " x 3 ³ / ₃₂ " (76 x 121 x 2 mm)	3" x 6 ³ / ₈ " x 1 ⁵ / ₁₆ " (76 x 162 x 24 mm)
Pull center to center	5 ¹ / ₂ " (140 mm)	—	—
Projection	2" (51 mm)	2 ¹⁵ / ₁₆ " (75 mm)	2 ⁵ / ₈ " (67 mm)
ANSI function	05	08	08
Cylinder type	1 ¹ / ₄ " Mortise	Furnished	1 ¹ / ₄ " Mortise
Handing	—	—	—
Optional trim	230TP-BE	210K-BE	230L-BE
Optional #425 sex bolt quantity for device	2	2	2


*ANSI/BHMA A156.3 (2008) Grade 1 trim

22-F Rim fire exit device



22-F Rim fire exit devices for all types of single doors up to 4' x 8' (1219 mm x 2438 mm) or 8' x 8' (2438 mm x 2438 mm) double doors with 9954 or 9854 mullion, UL listed for Fire Exit Hardware. Devices are ANSI A156.3 – 2008 Grade 1. Fits door stiles as narrow as 4³/₈" (111 mm). The device is non-handed.

Finishes – SP28 & SP313.



The 299F Strike ships standard, optional strikes available

499F Strike with 9854/9954 Mullion

Specifications

Device functions	Ships ready for all functions, EO, DT, NL, TP, K, L
Device lengths	3' (914 mm) see minimum door opening chart at bottom of page 4' (1219 mm) see minimum door opening chart at bottom of page
Device centerline from finished floor	39 ¹³ / ₁₆ " (1011 mm) 39 ¹¹ / ₁₆ " (1008 mm) with mullion
Center case dimensions	4 ¹ / ₄ " (108 mm) x 1 ³ / ₈ " (41 mm) x 2 ³ / ₈ " (60 mm)
Mechanism case dimensions	2" (51 mm) x 3 ³ / ₄ " (95 mm)
Projection push bar	Push bar neutral - 3 ³ / ₄ " (95 mm) Push bar depressed - 3" (76 mm)
Latch bolt	Deadlocking, 3/4" (19mm) throw
Fasteners & Sex bolts (SNB)	Includes 1 ³ / ₄ " (44 mm) and 2 ¹ / ₄ " (57 mm) wood & metal doors Optional SNB available for device (see next page for quantities)
Electric options	LX latchbolt monitor switch RX pushpad monitor switch RX2 double pushpad monitor switch ALK alarm exit kit CON Allegion Connect
Mechanical options	GBK glass bead kit AX accessible device
Dogging feature	No mechanical dogging
Strikes	299F, 499F for mullions – Dull black

AX

Accessible device

- UL certified to meet new 5 lb. maximum operating force requirement
- Exceeds ANSI/BHMA requirements

RX

Pushpad monitor switch

- Signals use of an opening
- SPDT switch to monitor pushpad

RX2

Double pushpad monitor switch

- Uses two RX switches

ALK

Alarm exit kit

- Unauthorized opening triggers 85-decibel horn
- Set in armed or disarmed mode by key

CON

Allegion Connectors

- Common connectors to connect various door hardware all the way to the power supply

LX

Latchbolt monitor switch




- Signals use of opening
- SPDT Switch to monitor latchbolt

Minimum door opening chart

Stop height	Strike	Single door	Double door w/mullion	Minimum door opening for 3' device*	Minimum door opening w/ALK*
1/2"	299F/499F	Yes	—	26.500" (673 mm)	33.250" (845 mm)
1/2"	299F/499F	—	KR/9854/9954	27.000" (686 mm)	33.750" (857 mm)
5/8"	299F/499F	Yes	—	26.750" (679 mm)	33.500" (851mm)
5/8"	299F/499F	—	KR/9854/9954	27.125" (689 mm)	33.875" (860 mm)




*For 4' device, add 6" (152 mm)

Standard trim

	EO	NL	NL-OP
			
Product description	22EO-F	22NL-F	22NL-OP-F
Trim description	—	210NL**	110NL-MD** 110NL-WD**
Escutcheon plate size	—	5 ³ / ₈ " x 4 ²⁵ / ₃₂ " x 3 ³ / ₃₂ " (137 x 121 x 2 mm)	—
Pull center to center	—	—	—
Projection	—	1 ³¹ / ₃₂ " (42 mm)	—
ANSI function	01	03	03
Cylinder type	—	Rim	Rim
Handing	—	—	—
Optional trim	230EO	230NL	—
*Optional #425 sex bolt quantity for device	6 (with no trim) 2 (with EO trim)	2	6
*Additional 425 SNB for 499F strike	2	2	2

*Sex Bolts are required for wood fire doors

**ANSI/BHMA A156.3 (2008) Grade 1 trim

	TP	K	L
			
Product description	22TP-F	22K-F	22L-F
Trim description	230TP**	210K	230L**
Escutcheon plate size	3" x 12 ¹ / ₁₆ " x 3 ³ / ₃₂ " (76 x 306 x 2 mm)	3" x 4 ²⁵ / ₃₂ " x 3 ³ / ₃₂ " (76 x 121 x 2 mm)	3" x 6 ³ / ₈ " x 1 ⁵ / ₁₆ " (76 x 162 x 24 mm)
Pull center to center	5 ¹ / ₂ " (140 mm)	—	—
Projection	2" (51 mm)	2 ¹⁵ / ₁₆ " (75 mm)	2 ⁵ / ₈ " (67 mm)
ANSI function	05	08	08
Cylinder type	1 ¹ / ₄ " Mortise	Furnished	1 ¹ / ₄ " Mortise
Handing	—	—	—
Optional trim	230TP-BE	210K-BE	230L-BE
*Optional #425 sex bolt quantity for device	2	2	2
*Additional 425 SNB for 499F strike	2	2	2

*Sex Bolts are required for wood fire doors

**ANSI/BHMA A156.3 (2008) Grade 1 trim