

8400 Series Protection Plates

- Door protection plates are available in .050" thick brass, stainless steel or aluminum; and 1/8" thick high impact polyethylene in clear or black.
- Bevel edge options; specify B4E for all four edges.
- Mounting screw pack furnished standard, 16 screws per pack. Optional screw packs are available for TEK or TORK screw heads. Refer to the following chart for ordering.
- Specify NMH for no mounting holes. (Not available on 8402)
- Specify NMH-A for no mounting holes with adhesive. (Not available on 8402)
- Specify CS for counter sunk mounting holes.
- Specify ERS prepped with extra row of screws.

Kickplate Gasket Tape Tape is recommended when using a brass plate on a metal door to reduce tarnishing from electrolytic oxidation. One tape pack will cover an the perimeters of a 8" x 34" kickplate. Order 8401 Gasket Tape.



8400 Protection Plate 8402 (UL)* Protection Plate

*UL mark appears in upper right corner. Factory supplied screws must be used.

Number of screw packs required by plate size (specify TEK Screws or TORK screws).

	22"-25"	26"-33"	34"-41"	42"-48"
4"-8"	1	1	1	1
9"-16"	1	1	1	1
17"-24"	1	1	1	2
25"-32"	1	1	2	2
33"-40"	1	2	2	2
41"-48"	2	2	2	2

Finishes brass 24" x 48" max. size

US Number	US3	US4	US10	US10B	US15	US26	US26D
BHMA	605	606	612	613	619	625	626

Finishes stainless steel

US Number	US32	US32D
BHMA	629	630

Finishes aluminum

US Number	US28
BHMA	628

Finishes plastic

Clear and Black

Residential Grade Kickplates available Carded only, finishes PA28, PA3, PA619, PA716, B3, B505, B619, B716

A
Hinges & Pivots

B14
Pulls & Plates

C
Flush Bolts & Coordinators

D
Latches, Catches & Bolts


E
Stops

F
Exterior Hardware

G
Miscellaneous Hardware

A

Hinges & Pivots



Mop Plates

- Protect the bottom of the pull side of door subject to cleaning and mopping procedures.
- Size Ranges: 4" to 6" high, 22" to 48" wide

B18

Pulls & Plates




Kick Plates

- Protect the bottom of the push side of doors subject to scuffing from foot traffic.
- Recommended for all doors subject to normal use (especially doors using a closer).
- Size Ranges: 8" to 24" high, 22" to 48" wide

C

Flush Bolts & Coordinators




Stretcher Plates

- Protect doors at specific areas where consistent contact is made by stretchers, service carts or other equipment.
- Usually applied to push side of doors.
- Specify "B4E" Option for beveled edges.
- Size Ranges: 6" to 8" high, 22" to 48" wide

D

Latches, Catches & Bolts



Armor Plates

- Protect lower half of doors from abuse by hard carts, trucks and rough usage.
- Usually applied to push side of single doors and both sides of double acting doors.
- Size Ranges: 26" to 48" high, 22" to 48" wide

E

Stops

F

Exterior Hardware

G

Miscellaneous Hardware