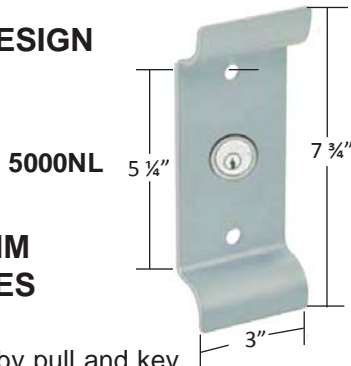


Trim Selection

PULL DESIGN



5000NL

FOR RIM DEVICES ONLY

Outside by pull and key.
Key retracts latchbolt.
ANSI function - 03
Covers 161 cutout.

FINISHES

Powder Coated Aluminum (ALUM).

5000DTP



Outside by pull only.
Pull when dogged.
ANSI function - 02
Covers 161 cutout.

5000EOP



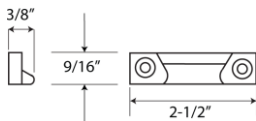
Outside by plate only.
ANSI function - 10
Covers 161 cutout.

Strikes & Accessories

Strikes for use with 5000V vertical rod exit device All strikes are black nylon coated

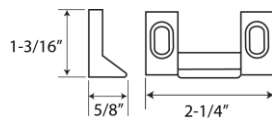
221

Standard for 5000V.
Applied to surface of floor or to a flat threshold.
Standard packaging.



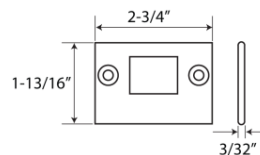
227

Applied to surface of stop.
No mortise required.
Standard packaging.



233

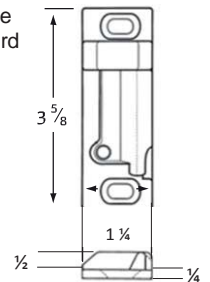
Bottom strike. Alternate bottom Strike. Flush mounting stainless steel. Furnished with expansion shields. Requires mortise in the floor.



Strike for use with 5000 rim type exit device

240

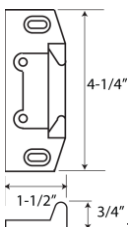
For 5000 surface applied. Standard packaging.



Strikes for use with F5000V vertical rod fire rated exit device

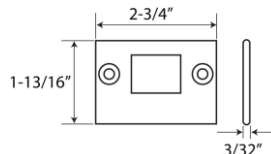
245

Surface applied for F5000V.
Standard packaging.



233

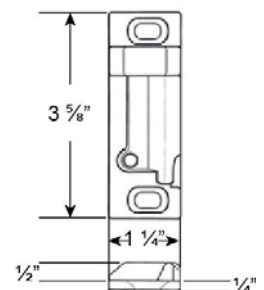
Bottom strike for F5000V.
Flush mounting stainless steel. Furnished with expansion shields. Requires mortise in the floor.
Standard packaging.



Strike for use with F5000 rim fire exit device

240

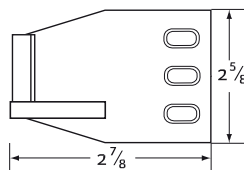
For F5000 surface applied, Standard packaging.



Overlapping Strike

254

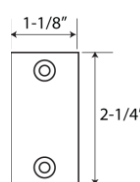
Surface applied. Used on inactive leaf for device on active leaf of pair of doors without mullion.



Additional Accessories

LFF

Lock front filler



SF

Strike filler

