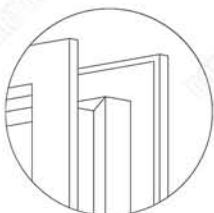


SPECIFICATIONS FOR WELDED FRAMES

DoormartUSA has a full range of welded frames in standard sizes and profiles. Welded frames are available in 16 and 14 gauge for 1 3/4" doors. All standard welded frames are manufactured from galvanized steel and are prepared and reinforced to receive specific architectural hardware in accordance to ANSI A115 Standards.

WELDED CORNER

Welded corners are ground smooth and prime painted (touched up) to provide a seamless look.



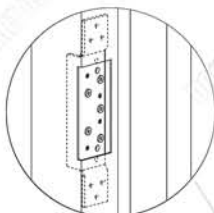
Z ANCHOR

18 gauge



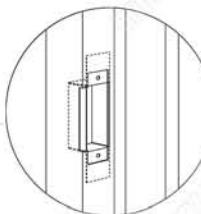
HINGE REINFORCEMENT

10 gauge high frequency hinge reinforcement with return bend for added strength



STRIKE REINFORCEMENT

18 gauge strike reinforcement supplied with closed back eliminating the need to install an additional dust or mortar protection cover in accordance to ANSI A115.1 requirements



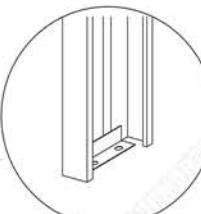
MASONRY ANCHOR

18 gauge



FLOOR ANCHOR

18 gauge



- Standard welded frame widths range from 2'-0" to 4'-0" in 2" increments with height 6'-8", 7'-0", 7'-10" and 8'-0". Throat sizes range from 3 3/4" to 7 5/8".
- Hinge jambs are prepared and reinforced to receive 3 standard weight 4 1/2 x 4 1/2 butt hinges for 6'-8" and 7'-0" height and 4 standard weight 4 1/2 x 4 1/2 butt hinges for 7'-10" and 8'-0"
- Strike jambs are prepared and reinforced to receive one standard 4 7/8" strike in accordance to ANSI A115.1.
- Hinge and strike jambs are supplied with appropriate wall anchors.
- All welded joints are ground smooth.
- Available Ratings: 3h, 1 1/2 h, 45 min. Fire labeled steel frames must be installed with an equivalent fire labeled door with approved fire listed hardware.

NOTE: Welded frames are supplied with two temporary spreaders which are welded to the bottom of each jamb. These spreaders are not to be used for aligning the frame during installation. Their sole purpose is to maintain proper alignment during shipment only.