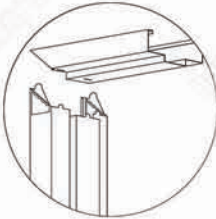


# SPECIFICATIONS FOR KNOCK DOWN FRAMES - DOUBLE STRIKE

Doormart USA has a full range of knock down (KD) frames of standard sizes and profiles. Knock down (KD) frames are available in 16 gauge for 1 3/4" doors. All standard knock down frames are manufactured from galvanized steel and are prepared and reinforced to receive specific architectural hardware in accordance to ANSI A115 Standards.

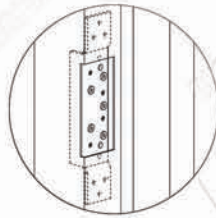
## KNOCK DOWN CORNER

Easy quick and sharp mitered corners provide for rapid installation and assembly for a clean uniform appearance



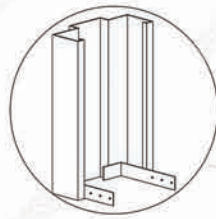
## HINGE REINFORCEMENT

10 gauge high frequency hinge reinforcement with return bend for added strength



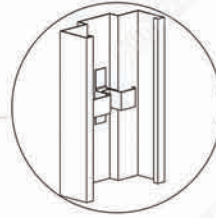
## STRAP ANCHOR

20 gauge



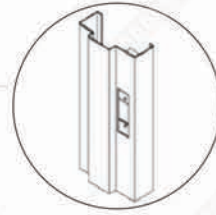
## TENSION SCREW ANCHOR

18 gauge



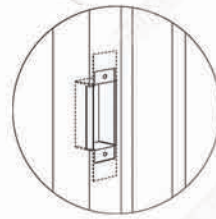
## DEADLOCK STRIKE

18 gauge strike reinforcement supplied with closed back eliminating the need to install an additional dust or mortar protection cover. The strike preparation meets or exceeds the requirements of the Steel Door Institute (SDI) and the Door and Hardware Institute (DHI).



## STRIKE REINFORCEMENT

18 gauge strike reinforcement supplied with closed back eliminating the need to install an additional dust or mortar protection cover in accordance to ANSI A115.1 requirements



- Standard knock down (KD) frame widths range from 2'-0" to 4'-0" in 2" increments with height 6'-0", 6'-8", 7'-0", 7'-10" and 8'-0". Throat sizes range from 3 3/4" to 7 3/4".
- Standard knock down (KD) for pair doors widths range from 3'-0" to 8'-0" in 2" increments with height 6'-8", 7'-0", 7'-10" and 8'-0". Throat sizes range from 3 3/4" to 7 3/4".
- Hinge jambs are prepared and reinforced to receive 3 standard weight 4 1/2 x 4 1/2 butt hinges for 6'-0", 6'-8" and 7'-0" height and 4 standard weight 4 1/2 x 4 1/2 butt hinges for 7'-10" and 8'-0".
- Strike jambs are prepared and reinforced to receive one standard 4 7/8" strike and one 2-3/4" x 1-1/8" strike in accordance to ANSI A115.1.
- Hinge and strike jambs are supplied with appropriate wall anchors.
- Available Ratings: 3h, 1 1/2 h, 45 min. Fire labeled steel frames must be installed with an equivalent fire labeled door with approved fire listed hardware.