

# SPECIFICATIONS FOR HOLLOW METAL DOORS INACTIVE PREP

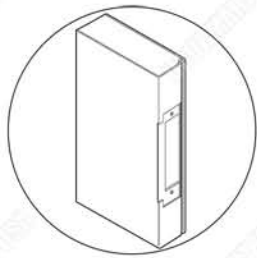
Doormart USA has a full range of hollow metal doors. Standard doors are 1 3/4" in thickness and are available in 16, 18 and 20 gauge. Door skins are mechanically interlocked vertically along the hinge and lock edge. Door edges are beveled 1/8" in 2" and door surfaces are flush and free of any joints welds or seams. All standard doors are manufactured from galvanized steel and are prepared and reinforced to receive specified architectural hardware in accordance to ANSI A115 Standards.

- **Top Channel**

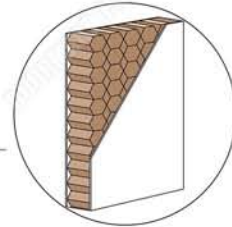
18 gauge inverted end channel is spot welded to door skins and tack welded at each corner of the door for extra rigidity

- **Door Closer Reinforcement**

18 gauge door closer reinforcement box is laminated to inside of door skins

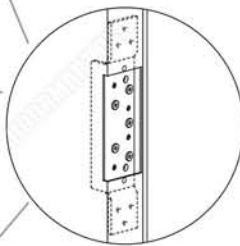


**ASA AND FLUSH BOLT PREP**



**HONEYCOMB**

Structural small cell 1" max kraft paper honeycomb. Weight: 80lb per ream min density; 1.03 pcf min. sanded to required thickness



**HINGE REINFORCEMENT**

10 gauge high frequency hinge reinforcement with return bend for added strength.

- **Bottom Channel**

18 gauge inverted end channel is spot welded at each corner of the door for extra rigidity

